



Technical Specification

Large Tangential Granulators



Tel +44 (0) 1453-768980 • Fax +44 (0) 1453-768990 • www.cumberlandeurope.com • Bulletin: CG7-510E • Effective: November 10, 2008 • Supersedes: New

Large Tangential Series Granulators

Application:

Cumberland's Large Tangential Series granulators feature heavy-duty construction, including an easy access base, which creates a stronger design with easy cleanout and servicing.

Features:

Model	Cutting Chamber Size	Throughput	Motor
2045TF	508 x 1143 mm	999 kg/hr	30 – 75 kW
3030 TF	762 x 762 mm	1090 kg/hr	37 – 112 kW
3045TF	762 x 1143 mm	1271 kg/hr	75 – 112 kW

Benefits:

- Dual flywheels offer standard heavy-duty cutting inertia.
- Tangential feed cutting chamber allowing for better ingestion of feedstock.
- Heavy-duty, easy access base creating a stronger design with easy cleanout and servicing.
- Mechanical screw jack to lower screen cradle.
- Side cleanout door with safety interlock.

Standard Features:

- Large diameter cutting circle (508 mm on the 2045TF and 762 mm on the 3030TF and 3045TF) for positive ingestion of “bulky” feedstock.
- Integral full machine sound enclosures.
- Front access doors with safety interlocks.
- External mounted “pillow block” style bearings to eliminate grease contamination to material or material contamination to bearings.
- Multiple rotor styles: 3- and 5-blade available on 2045TF; 5- and 7-blade available on 3030TF and 3045TF).
- Keen edge rotor to minimize dust and angel hair generation.
- Drop down screen cradle.
- Dual sheave.
- Reversible bed knives
- Airveyor discharge


Optional Features:

- Conveyors with amperage feedback
- Dust and angel hair removal system
- Customized hoppers


— See Page 2 For T Series Drawings —




Cumberland Large Tangential Series Granulators



Tangential feed cutting chamber allows for better ingestion of feedstock



Hydraulic screw jack to lower screen cradle



Dual sheaves offer additional cutting inertia



Side cleanout door with safety interlock



Heavy-duty, easy access base creates a stronger design for easy cleanout and servicing